



Sunset 500

Sorted on Laps


Group 3 - Pro Spec Miata

Sebring 3.800 miles

Shootout - Race 1

7/27/2024 16:45

Race (15:00 Time) started at 18:15:03



Pos	No.	Name	Laps	Diff	Total Tm	Best Tm	Points	Team
1	56	Todd Buras	5		14:29.759	2:50.209	0	"321 Motorsports
2	48	Frankie Barroso	5	0.800	14:30.559	2:51.453	0	AutoTechnik Racing
3	45	Harley Scuffil	5	5.280	14:35.039	2:50.930	0	Black Horse Motors/ Autot
4	99	Noah Harmon	5	9.492	14:39.251	2:50.128	0	
5	29	Antoine Comeau	5	18.281	14:48.040	2:53.987	0	"G-Tech Motorsports
6	101	Mical Fountain	5	21.834	14:51.593	2:55.196	0	
7	66	Earl Hart	5	27.421	14:57.180	2:53.859	0	MyFit Racing / AutoTechni
8	13	Alfredo Zedan	5	28.681	14:58.440	2:53.456	0	House of Rare - Invest in
9	50	Mia LeRoux	5	34.340	15:04.099	2:57.681	0	Autotechnik
10	58	Stephen Hamman	5	36.291	15:06.050	2:57.448	0	TLM
11	17	kaelyn kinley	5	57.808	15:27.567	3:01.298	0	Team Kinley Racing
12	34	Brandon Gardner	5	1:10.750	15:40.509	3:05.212	0	"G-Tech Motorsports
13	46	Chris Clarke	3	2 Laps	9:22.577	3:00.809	0	Autotechnik

Margin of Victory	Avg. Speed	Best Lap Tm	Best Speed	Best Lap by
0.800	78.642	2:50.128	80.410	99 - Noah Harmon

Chief of Timing & Scoring

Orbits

Race Director

www.mylaps.com

Licensed to: FLSCCA

Printed: 7/29/2024 9:29:24 PM



Sunset 500

Sorted on Laps


Group 3 - Pro Spec Miata

Sebring 3.800 miles

Race 2

7/28/2024 08:30

Race (30:00 Time) started at 8:50:59



Pos	No.	Name	Laps	Diff	Total Tm	Best Tm	Points	Team
1	156	Justin Hille	12		31:32.251	2:36.636	0	"321 Motorsports
2	56	Todd Buras	12	1.290	31:33.541	2:36.222	0	"321 Motorsports
3	151	Will Robinson	12	7.125	31:39.376	2:36.554	0	
4	51	Niko Fondrini	12	11.469	31:43.720	2:37.666	0	AUTOTECHNICK - FONDRINI
5	45	Harley Scuffil	12	11.628	31:43.879	2:37.240	0	Black Horse Motors/ Autot
6	99	Noah Harmon	12	23.511	31:55.762	2:37.459	0	
7	101	Mical Fountain	12	23.887	31:56.138	2:37.630	0	
8	54	Natalino Scappaticci	12	25.418	31:57.669	2:38.640	0	AutoTechnik Racing
9	74	Rob Bailey	12	32.645	32:04.896	2:38.622	0	3P Logistics / Final Turn M
10	14	Jacob Gerke	12	36.696	32:08.947	2:38.378	0	Jacob Gerke Racing
11	13	Alfredo Zedan	12	37.270	32:09.521	2:38.386	0	House of Rare - Invest in
12	58	Stephen Hamman	12	45.251	32:17.502	2:39.720	0	TLM
13	111	Aaron Parkinson	12	47.581	32:19.832	2:38.554	0	Xtreme Action Park
14	20	Mike Hichme	12	54.079	32:26.330	2:39.126	0	autotechnikracing
15	66	Earl Hart	12	1:04.033	32:36.284	2:39.342	0	MyFit Racing / AutoTechni
16	50	Mia LeRoux	12	1:04.993	32:37.244	2:41.397	0	Autotechnik
17	34	Brandon Gardner	12	1:37.262	33:09.513	2:42.949	0	"G-Tech Motorsports
18	17	kaelyn kinley	12	1:48.739	33:20.990	2:44.944	0	Team Kinley Racing
19	60	Rice Robinson	12	3:31.875	35:04.126		0	Final turn
20	48	Frankie Barroso	11	1 Lap	29:00.262	2:36.631	0	AutoTechnik Racing
21	26	Antoine Comeau	11	1 Lap	32:00.773	2:38.860	0	"G-Tech Motorsports
22	31	Weston Duchak	8	4 Laps	21:28.830	2:38.576	0	3P-Logistix
23	46	Chris Clarke	7	5 Laps	26:55.875	2:39.223	0	Autotechnik
24	100x	Isabella Abreu	4	8 Laps	11:27.114	2:44.679	0	3P LOGISTICS

Margin of Victory	Avg. Speed	Best Lap Tm	Best Speed	Best Lap by
1.290	86.754	2:36.222	87.568	56 - Todd Buras

Chief of Timing & Scoring

Orbits

Race Director

www.mylaps.com

Licensed to: FLSCCA

Printed: 7/29/2024 9:29:38 PM



Sunset 500

Sorted on Laps


Group 3 - Pro Spec Miata

Sebring 3.800 miles

Race 3 - Feature

7/28/2024 11:45

Race (30:00 Time) started at 13:36:07



Pos	No.	Name	Laps	Diff	Total Tm	Best Tm	Points	Team
1	56	Todd Buras	9		26:15.861	2:38.029	0	"321 Motorsports
2	156	Justin Hille	9	2.058	26:17.919	2:37.551	0	"321 Motorsports
3	151	Will Robinson	9	2.905	26:18.766	2:37.799	0	
4	99	Noah Harmon	9	4.343	26:20.204	2:37.863	0	
5	45	Harley Scuffil	9	6.388	26:22.249	2:38.293	0	Black Horse Motors/ Autot
6	48	Frankie Barroso	9	8.888	26:24.749	2:38.108	0	AutoTechnik Racing
7	101	Mical Fountain	9	10.004	26:25.865	2:38.412	0	
8	66	Earl Hart	9	12.118	26:27.979	2:39.774	0	MyFit Racing / AutoTechni
9	58	Stephen Hamman	9	13.951	26:29.812	2:40.086	0	TLM
10	54	Natalino Scappaticci	9	16.295	26:32.156	2:39.466	0	AutoTechnik Racing
11	20	Mike Hichme	9	17.957	26:33.818	2:40.251	0	autotechnikracing
12	50	Mia LeRoux	9	21.330	26:37.191	2:42.401	0	Autotechnik
13	17	kaelyn kinley	9	23.457	26:39.318	2:45.314	0	Team Kinley Racing
14	14	Jacob Gerke	8	1 Lap	26:35.968	2:40.494	0	Jacob Gerke Racing
15	74	Rob Bailey	7	2 Laps	18:42.932	2:37.864	0	3P Logistics / Final Turn M
16	51	NIKO FONDRINI	7	2 Laps	18:43.237	2:38.421	0	AUTO TECHNICK - FONDRINI
17	13	Alfredo Zedan	7	2 Laps	18:49.203	2:39.337	0	House of Rare - Invest in
18	111	Aaron Parkinson	6	3 Laps	16:13.762	2:40.434	0	Xtreme Action Park
19	100x	Isabella Abreu	2	7 Laps	5:40.260	2:47.479	0	3P LOGISTICS
20	34	Brandon Gardner	2	7 Laps	5:55.190	2:48.179	0	"G-Tech Motorsports
21	60	Rice Robinson	2	7 Laps	6:08.453	2:54.071	0	Final turn
22	29	Antoine Comeau	1	8 Laps	2:56.198		0	"G-Tech Motorsports

Margin of Victory	Avg. Speed	Best Lap Tm	Best Speed	Best Lap by
2.058	78.129	2:37.551	86.829	156 - Justin Hille

Chief of Timing & Scoring

Orbits

Race Director

www.mylaps.com

Licensed to: FLSCCA

Printed: 7/29/2024 9:33:06 PM