



Hankook 300

Sorted on Laps

Group 2 - Prototype and GT Cars

Sebring 3.800 miles

Race 1

9/21/2024 17:20

Race (20:00 Time) started at 17:57:11

Pos	No.	Name	Laps	Diff	Total Tm	Best Tm	Points	Team
FP 1								
1	124	Danny Vandongen Rossi	9		19:36.140	2:07.213	10	
2	999	Elliott Alexander	9	23.834	19:59.974	2:09.070	9	Praga-Fellner Motorsports
3	25	Martin Bruhat Robert Haub	9	1:01.360	20:37.500	2:08.032	8	Fellner Motorsport
4	729	Peter Buczynsky	8	1 Lap	17:55.281	2:08.375	7	Apex Assassin Autosport
FP 2								
1	14x	Teddy Alvarado	9		20:20.788	2:10.991	10	
FP 3								
1	5	Jimmy Crawford	8		19:37.644	2:23.109	10	Steadfast Racing
GT1-A								
1	68	David Tuaty	9		20:13.615	2:10.101	10	TLM Racing
2	241	Adan Ramos	9	1:41.177	21:54.792	2:20.602	9	Ansa Motor Sports
GT1-B								
1	4	Michale Mennella Bart Collins	9		20:58.040	2:12.281	10	MCR racing
2	87	Marc Julien	9	19.508	21:17.548	2:16.006	9	Garage Living
3	132	Sophia Bazylar Paulo Lima	9	52.041	21:50.081	2:19.097	8	TLM Racing
4	53	Gary Young	8	1 Lap	20:25.151	2:25.988	7	GY Racing
GT2-A								
1	84	Manny Gomez	9		21:13.776	2:15.338	10	Palm Beach Tactical / PBT
2	67x	Robert Garza	9	36.288	21:50.064	2:19.070	9	Cupcake Racing
3	67	Richard Walker	8	1 Lap	19:36.790	2:20.977	8	Extreme Velocity Motorspc
4	47	Felipe Rezk	8	1 Lap	19:53.264	2:21.783	7	Ansa Motor Sports
5	14	Charlton Holmes	8	1 Lap	19:57.520	2:23.135	6	Extreme Velocity MotorSpc
6	172	James Hamman	8	1 Lap	19:59.693	2:22.993	5	TLM
7	46	Adolpho Rossi Alline Cipriani	8	1 Lap	20:26.357	2:27.456	4	Ginetta
GT2-B								

Margin of Victory	Avg. Speed	Best Lap Tm	Best Speed	Best Lap by
23.834	104.681	2:07.213	107.536	124 - Danny Vandongen Rossi

Chief of Timing &amp; Scoring

Orbits

Race Director

www.mylaps.com

Licensed to: FLSCCA

Printed: 9/25/2024 8:58:55 PM

Page 1/2



Hankook 300

Sorted on Laps


Group 2 - Prototype and GT Cars

Sebring 3.800 miles

Race 1

9/21/2024 17:20

Race (20:00 Time) started at 17:57:11



Pos	No.	Name	Laps	Diff	Total Tm	Best Tm	Points	Team
1	17	Roberto Dalla Costa	8		20:03.699	2:23.930	10	Dalla Costa Motorsport
2	410	Jose Santiago Alfonso Santiagc	8	30.426	20:34.125	2:27.311	9	TLM Racing
3	9	Darryl Cooney	8	58.730	21:02.429	2:30.018	8	TLM Racing

GT3-A

1	18	Jonathan Salerno	8		21:15.111	2:33.091	10	Corsa Technik Motorsports
2	78	Marco Piza	6	2 Laps	16:37.087	2:37.057	9	ATAC RACING

GT3-B

1	198	Ben Arce Adrian Minor	7		21:02.392	2:50.939	10	
---	-----	-----------------------	---	--	-----------	----------	----	--

GT4-A

1	88	Luigi Farro Joshua Feingold	7		20:25.214	2:45.651	10	Olympic Motorsports
2	31	Daniel Wellins	7	5.383	20:30.597	2:49.325	9	Late to Apex

Honda Wars

1	089	Luis Rene Canahuate Mimmo T	7		21:01.973	2:51.852	10	Canahuate Speed
2	6	Wilber Perez	7	12.444	21:14.417	2:53.798	9	
3	111	Albin Roman Hermogenes Ram	5	2 Laps	19:33.473	3:04.737	8	RM Motorsports

Margin of Victory	Avg. Speed	Best Lap Tm	Best Speed	Best Lap by
23.834	104.681	2:07.213	107.536	124 - Danny Vandongen Rossi

Chief of Timing & Scoring

Orbits

Race Director

www.mylaps.com

Licensed to: FLSCCA



Hankook 300

Sorted on Laps


Group 2 - Prototype and GT Cars

Sebring 3.800 miles

Race 2

9/21/2024 18:00

Race (20:00 Time) started at 18:40:22



Pos	No.	Name	Laps	Diff	Total Tm	Best Tm	Points	Team
FP 1								
1	999	Elliott Alexander	6		15:27.686	2:09.225	10	Praga-Fellner Motorsports
2	25	Martin Bruhat Robert Haub	6	1.374	15:29.060	2:06.945	9	Fellner Motorsport
Not classified								
DNF	729	Peter Buczynsky	1	DNF	18:07.313		8	Apex Assassin Autosport
FP 2								
1	14x	Teddy Alvarado	6		15:34.427	2:11.398	10	
FP 3								
1	5	Jimmy Crawford	6		17:01.380	2:23.724	10	Steadfast Racing
GT1-A								
1	68	David Tuaty	6		15:45.149	2:08.229	10	TLM Racing
2	241	Adan Ramos	6	1:14.239	16:59.388	2:18.336	9	Ansa Motor Sports
GT1-B								
1	132	Sophia Bazylzer Paulo Lima	6		16:18.232	2:13.952	10	TLM Racing
2	4	Michale Mennella Bart Collins	6	2.087	16:20.319	2:13.900	9	MCR racing
3	87	Marc Julien	6	13.067	16:31.299	2:16.085	8	Garage Living
4	53	Gary Young	5	1 Lap	15:29.759	2:26.640	7	GY Racing
GT2-A								
1	84	Manny Gomez	6		16:30.704	2:16.359	10	Palm Beach Tactical / PBT
2	67x	Robert Garza	6	33.413	17:04.117	2:19.716	9	Cupcake Racing
3	67	Richard Walker	6	38.695	17:09.399	2:21.367	8	Extreme Velocity Motorspc
4	47	Felipe Rezk	6	39.195	17:09.899	2:21.664	7	Ansa Motor Sports
5	172	James Hamman	6	50.259	17:20.963	2:22.979	6	TLM
6	14	Charlton Holmes	6	57.605	17:28.309	2:24.672	5	Extreme Velocity MotorSpr
7	46	Adolpho Rossi Alline Cipriani	6	58.781	17:29.485	2:24.657	4	Ginetta

Margin of Victory	Avg. Speed	Best Lap Tm	Best Speed	Best Lap by
1.374	88.478	2:06.945	107.763	25 - Martin Bruhat Robert Haub

Chief of Timing & Scoring

Orbits

Race Director

www.mylaps.com

Licensed to: FLSCCA



Hankook 300

Sorted on Laps

Group 2 - Prototype and GT Cars

Sebring 3.800 miles

Race 2

9/21/2024 18:00

Race (20:00 Time) started at 18:40:22

Pos	No.	Name	Laps	Diff	Total Tm	Best Tm	Points	Team
GT2-B								
1	410	Jose Santiago Alfonso Santiagc	6		17:16.258	2:21.309	10	TLM Racing
2	17	Roberto Dalla Costa	6	4.909	17:21.167	2:22.628	9	Dalla Costa Motorsport
3	9	Darryl Cooney	5	1 Lap	15:31.168	2:30.916	8	TLM Racing
GT3-A								
1	18	Jonathan Salerno	5		15:49.445	2:33.399	10	Corsa Technik Motorsports
2	32	Carlos A Villasana	4	1 Lap	15:36.610	2:50.804	9	
3	78	Marco Piza	3	2 Laps	11:37.069	2:41.627	8	ATAC RACING
GT3-B								
1	198	Ben Arce Adrian Minor	5		17:31.137	2:49.053	10	
GT4-A								
1	88	Luiggi Farro Joshua Feingold	5		17:02.634	2:46.524	10	Olympic Motorsports
2	31	Daniel Wellins	5	21.698	17:24.332	2:47.904	9	Late to Apex
Honda Wars								
1	089	Luis Rene Canahuate Mimmo T	5		17:47.021	2:47.599	10	Canahuate Speed
2	6	Wilber Perez	5	13.696	18:00.717	2:51.143	9	
Not classified								
DNF	111	Albin Roman Hermogenes Ram		DNF	18:34.754		8	RM Motorsports

Margin of Victory	Avg. Speed	Best Lap Tm	Best Speed	Best Lap by
1.374	88.478	2:06.945	107.763	25 - Martin Bruhat Robert Haub

Chief of Timing & Scoring

Orbits

Race Director

www.mylaps.com

Licensed to: FLSCCA



Hankook 300

Sorted on Laps


Group 2 - Prototype and GT Cars

Sebring 3.800 miles

Race 3

9/22/2024 11:10

Race (30:00 Time) started at 11:30:01



Pos	No.	Name	Laps	Diff	Total Tm	Best Tm	Points	Team
FP 1								
1	999	Elliott Alexander	8	1 Lap	23:46.378	2:09.387	10	Praga-Fellner Motorsports
2	25	Martin Bruhat Robert Haub	6	3 Laps	13:13.345	2:07.965	9	Fellner Motorsport
3	729	Peter Buczynsky	6	3 Laps	24:19.856	2:10.390	8	Apex Assassin Autosport
4	131	Robert Haub	5	4 Laps	11:00.082	2:09.268	7	
FP 2								
1	14x	Teddy Alvarado	8		23:53.246	2:09.565	10	
FP 3								
1	5	Jimmy Crawford	8		24:21.904	2:23.711	10	Steadfast Racing
GT1-A								
1	68	David Tuaty	8		24:08.895	2:08.639	10	TLM Racing
2	241	Adan Ramos	8	19.702	24:28.597	2:16.835	9	Ansa Motor Sports
GT1-B								
1	4	Michale Mennella Bart Collins	8	4.886	24:18.256	2:12.918	10	MCR racing
2	132	Sophia Bazylar Paulo Lima	8	28.415	24:41.785	2:19.025	9	TLM Racing
3	53	Gary Young	7	1 Lap	24:01.651	2:25.778	8	GY Racing
Not classified								
DNF	87	Marc Julien	1	DNF	3:22.621	2:31.515	7	Garage Living
GT2-A								
1	47	Felipe Rezk	8	0.294	24:31.798	2:17.134	10	Ansa Motor Sports
2	84	Manny Gomez	8	1.877	24:33.381	2:18.945	9	Palm Beach Tactical / PBT
3	67x	Robert Garza	8	6.984	24:38.488	2:18.270	8	Cupcake Racing
4	67	Richard Walker	8	10.554	24:42.058	2:19.095	7	Extreme Velocity Motorspc
5	172	James Hamman	7	1 Lap	23:48.200	2:21.716	6	TLM
6	14	Charlton Holmes	7	1 Lap	23:56.131	2:22.321	5	Extreme Velocity MotorSpc
7	46	Adolpho Rossi Alline Cipriani	7	1 Lap	23:58.513	2:25.141	4	Ginetta

Announcements

Cars 4, 25, and 999 penalized 5 seconds for "Passing Under Yellow"

Margin of Victory	Avg. Speed	Best Lap Tm	Best Speed	Best Lap by
-------------------	------------	-------------	------------	-------------

6.868	76.726	2:07.965	106.904	25 - Martin Bruhat Robert Haub
-------	--------	----------	---------	--------------------------------

Chief of Timing & Scoring

Orbits

Race Director

www.mylaps.com

Licensed to: FLSCCA



Hankook 300

Sorted on Laps


Group 2 - Prototype and GT Cars

Sebring 3.800 miles

Race 3

9/22/2024 11:10

Race (30:00 Time) started at 11:30:01



Pos	No.	Name	Laps	Diff	Total Tm	Best Tm	Points	Team
GT2-B								
1	410	Jose Santiago Alfonso Santiagc	8		24:46.665	2:21.787	10	TLM Racing
Not classified								
DNF	17	Roberto Dalla Costa	3	DNF	8:05.830	2:22.785	9	Dalla Costa Motorsport
GT3-A								
1	78	Marco Piza	7		24:16.219	2:35.849	10	ATAC RACING
2	32	Carlos A Villasana	4	3 Laps	14:17.338	2:46.751	9	
GT3-B								
1	198	Ben Arce Adrian Minor	7	6.628	24:26.279	2:41.320	10	
2	109	Chris Clarke	5	2 Laps	14:25.170	2:34.287	9	Autotechnik
GT4-A								
1	88	Luiggi Farro Joshua Feingold	7		25:37.854	2:47.711	10	Olympic Motorsports
2	31	Daniel Wellins	6	1 Lap	23:43.352	2:48.916	9	Late to Apex
Honda Wars								
1	089	Luis Rene Canahuate Mimmo T	6	0.394	24:03.958	2:50.208	10	Canahuate Speed
2	6	Wilber Perez	6	2.461	24:06.025	2:51.872	9	
Not classified								
DNF	56x	Todd Buras	2	DNF	9:05.509		0	"321 Motorsports

Announcements

Cars 4, 25, and 999 penalized 5 seconds for "Passing Under Yellow"

Margin of Victory	Avg. Speed	Best Lap Tm	Best Speed	Best Lap by
6.868	76.726	2:07.965	106.904	25 - Martin Bruhat Robert Haub
Chief of Timing & Scoring				Orbits
Race Director				



Hankook 300

Sorted on Laps


Group 2 - Prototype and GT Cars

Sebring 3.800 miles

Race 4

9/22/2024 14:10

Race (30:00 Time) started at 14:42:47



Pos	No.	Name	Laps	Diff	Total Tm	Best Tm	Points	Team
-----	-----	------	------	------	----------	---------	--------	------

FP 1

1	999	Elliott Alexander	13		28:18.323	2:07.959	10	Praga-Fellner Motorsports
2	729	Peter Buczynsky	13	13.961	28:32.284	2:08.692	9	Apex Assassin Autosport
3	131	Robert Haub	11	2 Laps	26:48.104	2:08.757	8	

Not classified

DNF	14x	Teddy Alvarado	4	DNF	8:50.366	2:10.255	10	
-----	-----	----------------	---	-----	----------	----------	----	--

FP 3

1	5	Jimmy Crawford	12		29:03.396	2:21.825	10	Steadfast Racing
---	---	----------------	----	--	-----------	----------	----	------------------

GT1-A

1	68	David Tuaty	13		28:59.883	2:07.875	10	TLM Racing
2	241	Adan Ramos	12	1 Lap	29:22.525	2:19.990	9	Ansa Motor Sports

GT1-B

1	87	Marc Julien	12	0.293	28:30.236	2:16.510	10	Garage Living
2	132	Sophia Bazylar Paulo Lima	12	1.492	28:31.435	2:16.996	9	TLM Racing
3	53	Gary Young	12	1:40.522	30:10.465	2:26.363	8	GY Racing

Not classified

DNF	4	Michale Mennella Bart Collins	4	DNF	9:28.237	2:12.476	7	MCR racing
-----	---	-------------------------------	---	-----	----------	----------	---	------------

GT2-A

1	84	Manny Gomez	12		28:23.774	2:18.531	10	Palm Beach Tactical / PBT
2	47	Felipe Rezk	12	24.954	28:48.728	2:17.504	9	Ansa Motor Sports
3	67	Richard Walker	12	26.062	28:49.836	2:19.769	8	Extreme Velocity Motorspc
4	172	James Hamman	12	1:07.001	29:30.775	2:23.123	7	TLM
5	14	Charlton Holmes	12	1:08.025	29:31.799	2:22.087	6	Extreme Velocity MotorSpc
6	67x	Robert Garza	11	1 Lap	26:36.584	2:17.959	5	Cupcake Racing

GT2-B

Announcements

Car #131 docked 1 lap due to "Incident Responsibility"

Margin of Victory	Avg. Speed	Best Lap Tm	Best Speed	Best Lap by
-------------------	------------	-------------	------------	-------------

13.961	104.715	2:07.875	106.979	68 - David Tuaty
--------	---------	----------	---------	------------------

Chief of Timing & Scoring

Orbits

Race Director

www.mylaps.com

Licensed to: FLSCCA



Hankook 300

Sorted on Laps


Group 2 - Prototype and GT Cars

Sebring 3.800 miles

Race 4

9/22/2024 14:10

Race (30:00 Time) started at 14:42:47



Pos	No.	Name	Laps	Diff	Total Tm	Best Tm	Points	Team
1	410	Jose Santiago Alfonso Santiagc	12		30:17.017	2:27.051	10	TLM Racing
GT3-A								
1	78	Marco Piza	7		19:22.236	2:34.822	10	ATAC RACING
Not classified								
DNF	198	Ben Arce Adrian Minor	4	DNF	11:18.805	2:39.711	10	
GT4-A								
1	88	Luigi Farro Joshua Feingold	10		28:48.062	2:46.201	10	Olympic Motorsports
2	31	Daniel Wellins	10	10.517	28:58.579	2:49.000	9	Late to Apex
Honda Wars								
1	089	Luis Rene Canahuate Mimmo T	10	0.168	29:03.968	2:46.226	10	Canahuate Speed
2	6	Wilber Perez	10	26.387	29:30.187	2:46.034	9	

Announcements

Car #131 docked 1 lap due to "Incident Responsibility"

Margin of Victory	Avg. Speed	Best Lap Tm	Best Speed	Best Lap by
13.961	104.715	2:07.875	106.979	68 - David Tuaty

Chief of Timing & Scoring

Orbits

Race Director

www.mylaps.com

Licensed to: FLSCCA